


**OFFSET: DISTANCE FROM CENTER OF NOSE CASTING TO CENTER OF PAN MOUNT (MIN/MAX)**

MAXIMUM OFFSET



MINIMUM OFFSET



# CROSSARMS

ADD A THIRD AXIS TO ANY J.L. FISHER JIB ARM OR USE AS AN ADJUSTABLE, BALANCED OFFSET

Crossarms introduce another brush to the cinematographer's palette. They make it possible to move the camera off center and allow sweeping rotation in an extremely low or high position. They enable lateral, angular, round & square camera movement where tight focus can be held. Perfect for your table-top work and any complicated offset camera needs.

Motion Picture & Television Equipment



CRA12




CRA8



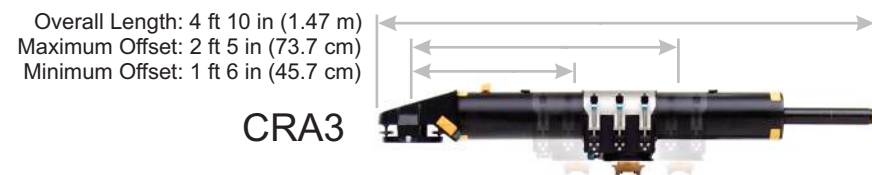
CRA6



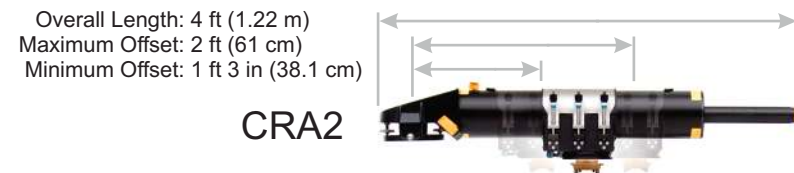
Supports up to 90 lbs (41 kg)



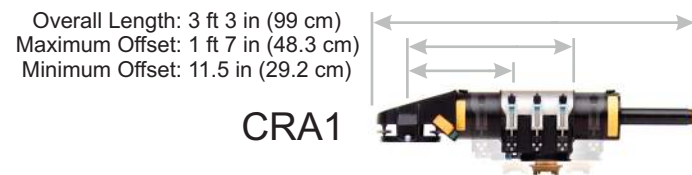
CRA4



CRA3



CRA2



CRA1



90 lb. (41 kg) CAPACITY


AVAILABLE IN 7 LENGTHS



See back page for Specifications

**FEATURES**

- Adjustable Length (prior to loading)
- Rotating Main Tube (prior to loading)
- Pan Brake
- 4-Way Leveling
- Level Indicator
- Counterbalanced
- 90 lb. (41 kg) Capacity
- Mitchell Camera Mounts
- Cable Ties
- Lightweight Construction
- Rigid Design
- Smooth Bearing Motion
- Available in 7 lengths



CRA4 shown on the Model 10 Dolly with Center Mount (CM) and Model 20 Jib Arm.

Designed and manufactured using the highest quality components and lightweight materials to provide a free floating third axis camera movement. These Crossarms can be used on our Dollies, Pedestals and Jib Arms Model 20, 21, 22 and some versions the Model 23. The Crossarm can also be used as an adjustable, counterbalanced panning offset.

The adjustability and various lengths of the Crossarms enable greater flexibility, creativity and performance not available on other camera support products.

**J.L. FISHER PRODUCTS ARE PROUDLY MADE IN BURBANK, CALIFORNIA U.S.A.**

J.L. Fisher, Inc. Motion Picture & Television Equipment  
1000 Isabel Street, Burbank, CA 91506 U.S.A.  
Tel: (818) 846-8366 / Fax: (818) 846-8699  
Web: www.jlfisher.com e-mail: info@jlfisher.com

J.L. Fisher, GmbH Emil-Hoffmann-Str. 55-59 50996 Köln, Germany  
Tel: +49 2236 3922 0 Fax: +49 2236 3922 12  
Web: www.jlfisher.de e-mail: info@jlfisher.de

Contents © J.L. Fisher, Inc.

Printed in U.S.A. 3.29.2007



# ADD A THIRD AXIS...

The combined range of jib and crossarm rotation allows the camera to be positioned anywhere within the shaded area.


Adding a third axis allows fully articulated movement of the camera in a straight line in any direction. It also gives you the ability to move the camera around the subject. When these movements are combined with dolly moves, the possibilities are endless.

CROSSARM ROTATION


JIB ROTATION

COMBINED RANGE OF MOVEMENT

## ARTICULATED MOVEMENT

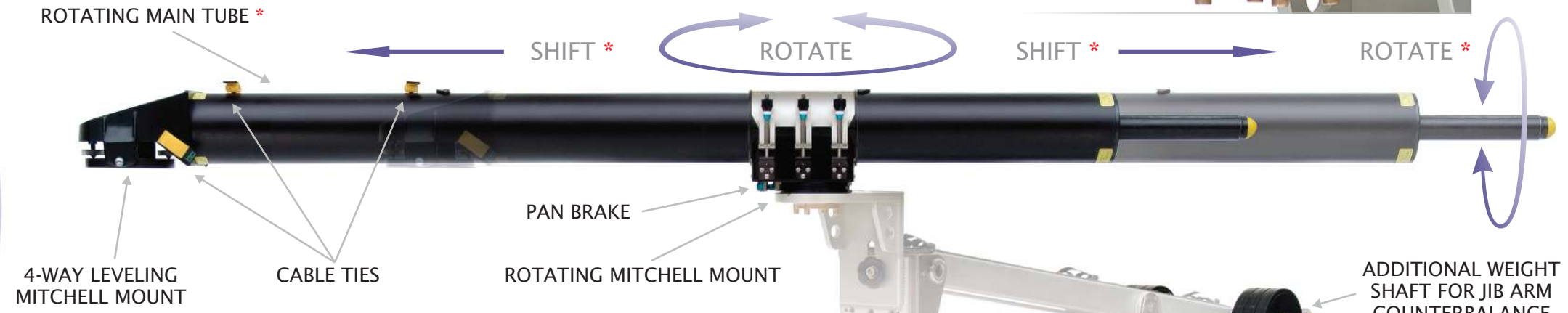


## MAINTAIN STRAIGHT LINE MOVEMENT



# ...OR AN ADJUSTABLE COUNTERBALANCED OFFSET

CENTER YOKE MITCHELL MOUNT IS FITTED WITH A PAN BRAKE




*\* Rotating or shifting the main tube must be done before the payload and counterweights are attached.*

## THREE RANGES OF MOTION

1. CROSSARM ROTATION

2. JIB ELEVATION

3. JIB ROTATION



CRA6 shown with a Weaver Steadman mount on the Model 10 Dolly with Center Mount (CM) and Model 20 Jib Arm.

CRA2 shown mounted directly on the lift beam of the Model 10 Dolly.



CRA3 shown with a Weaver Steadman mount on the Model 10 Dolly with low side and front boards.

J.L. Fisher Crossarms come in a sturdy, fitted case with an additional weight shaft that fits onto the J.L. Fisher Jib Arms.

A weight cart containing twelve 15 lb. round weights is also included in the rental price.



ADDITIONAL WEIGHT SHAFT FOR JIB ARM COUNTERBALANCE



Weight shaft and weights add 100 lbs. of counterbalance

J.L. Fisher Crossarms CRA4 and above come with an additional weight shaft and weights to counterbalance the Crossarm on the Jib. The weight shaft installs easily and has quick release keepers to hold the weights in place.

CRA4 shown on the Model 11 Dolly using the Center Mount (CM).



CROSSARMS CAN BE USED DIRECTLY ON THE DOLLY BEAM OR THE CENTER MOUNT AS AN ADJUSTABLE, COUNTERBALANCED OFFSET.

CROSSARMS COME WITH A FITTED CASE AND WEIGHT CART

