


SKATER[®]

mini



If you want to move the camera... move just the Camera

Discover the power of the SKATER Mini, the flattest camera tracking device ever with a height of only 2.0 inch / 51,4 mm! (to mounting surface of camera).

The idea behind the SKATER Mini is fairly simple. It basically takes advantage of a friction tilt head on which tracking wheels are directly attached optimized for an extremely low camera position.

Because the **SKATER Mini** is so small and lightweight it allows you to move the camera by yourself, giving you direct control over tracking shots in any direction, as well as all sorts of curved moves. You can precisely define any center of rotation at any diameter.

It's all your decision: whether you like to orbit around an object right in front of the lens or make a curved move into a final product shot... Shots which would normally require sophisticated rigging or even motion control can now be executed with almost no prep time.


But the SKATER Mini is not only flat...



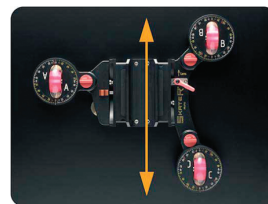
It allows you tilt angles from +/- 20° for almost any camera...



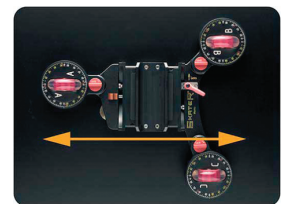
...or an even bigger tilt range of +/-30° just by changing to an optional rocker in a few seconds.




Use the scale to adjust the wheel direction...



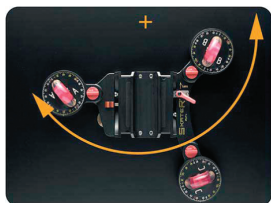
... and track straight...




... or sideways...




... or any direction your client likes to see.



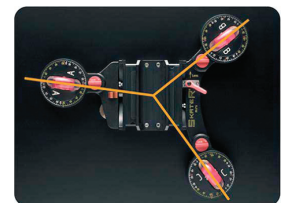
Point the axis of all wheels to any point in front of the camera and circle around an object...



... or pick any other point as the center of rotation and create interesting curved moves...



... with special marks on the scale you can even do basic panning shots...



... or simply block the wheels, giving you an adjustable rocker plate for really low camera angles.

Looking more closely...



To precisely adjust the alignment of each wheel, detailed scales indicate the angle of the selected tracking direction. To provide long lasting readability, all numbers and lines are engraved showing white and yellow numbers for positive or negative alignment. Additional marks "o" and "L" in orange show settings to either execute center rotation or to block the SKATER Mini. To avoid unintentional change of the wheel directions simply turn the orange blocking knob.



To avoid a change of position when the system is not being operated, a brake can be used to fix the current position. Any selected tilt angle should be fixed with a friction brake. To change from the standard rocker to the +/- 30° rocker you simply unlock it, slide it out and replace it. No further adjustment is necessary. An integrated dovetail is supplied allowing to work directly with most cine sliding plates. If not required, remove the dovetail and mount any camera using 3/8" screws.

Accessories...



The +/-30° Rocker allows to adjust tilt angles on a wide range of 60°. The mounting surface of a camera remains still extremely low with only 2.8 inch! (7.1cm) above ground.



Discover the power of the SKATER Mini Laserpointer! Just place it into the two registration pins on the scale and point to any desired rotation center to adjust wheel directions.



The rigid SKATER Mini aluminum Flight Case has a size of only 500 x 425 x 115mm. It also allows storing space for the +/-30° rocker and additional accessories.

Specifications

- Width 436.5mm / 17,2"
- Length 385.0mm / 15,2"
- Height including wheels 72.0mm / 2.83"
- Mounting height with +/-20° rocker 51.4mm / 2.0"
- Mounting height with +/-30° rocker 71.0mm / 2.8"
- Weight incl. +/-20° rocker 3800 gr / 8,38 lbs
- Maximum load 30 kg / 66 lbs
- Size of flight case 500x425x115mm
- Best operating temperature -0°- 40°C

(Tilt range may vary depending on the mounted camera)

Full Rental Package



AVAILABLE FOR RENTAL FROM



Motion Picture & Television Equipment

SKATER is a registered Trademark
 PAT. 10329747 PAT. PENDING
 Built under license of S. Cramer, www.scramer.com