

J.L.Fisher

Motion Picture &  
Television Equipment

# MODEL 7 MICROPHONE BOOMS

---

## MODEL 6E BASE

J.L. Fisher provides professionals in the motion picture, television and video industries worldwide with excellent products and services at a very reasonable price. Our reputation is the best in this industry and as the industry leader we are committed to our customers. With award-winning equipment, knowledgeable staff and a state of the art facility, quality is first and foremost at J.L. Fisher. We listen to our customers to gain insight about their needs and continually improve our products and services. Our reputation for unsurpassed reliability gives you peace of mind.



Manufactured from the highest quality materials and components to meet the demanding needs of the entertainment industry, these stable, reliable Microphone Booms offer operators a wide variety of accessories. They also incorporate many features and options suggested by our customers.

*J.L. Fisher booms are engineered and handcrafted to be the most reliable sound booms available and they have the lowest maintenance of any telescopic audio booms. Sound mixers and boom operators appreciate its outstanding dependability and ease of use... just ask them.*

## MODEL 7 MICROPHONE BOOM

The Model 7 Boom is a quiet, smooth and easy to use telescopic Microphone Boom with a variety of features and accessories that enable operators to position microphones in nearly any position. This Boom, originally designed for film production, is now used in both film and television production. The Model 7 has provided the industry with a long history of reliable service. It is available in four different lengths, providing sound personnel with a wide range of flexibility. The Model 7 Boom can be mounted overhead on Catwalk Stands (ACS, CS) or on stage flooring using the Model 6E Base. A feature available on our longer Booms is a Carbon Fiber inside tube that is lighter, more rigid and quieter than standard tubes. The Carbon Fiber inside tube is standard on the 29-Foot Boom and optional on the 26-Foot Boom. Also a new rotating facing rail handle provides more flexibility and ease of use at any angle.



*Available in 4 lengths from 20 to 29 feet  
20 foot length shown*



*Shown with optional  
Microphone Tilt Hanger*

### MODEL 7 BOOM FEATURES

- NEW! Rotating Facing Rail Handle with Tilt
- NEW! Microphone Hanger Tilt Brake
- Four lengths available: 20-, 23-, 26- and 29-foot
- Lightweight
- Dual pan capabilities
- 360-degree microphone pan
- 360-degree boom pan
- Dual tilt capabilities \*
- Boom pivots 26 degrees upward or downward from horizontal center (52 degrees total travel)
- Microphone Tilt Hanger tilts 110 degrees \*
- Microphone pan brake
- Boom pan brake
- Boom pivot brake
- Microphone tilt brake \*
- Two-position microphone pan and tilt handle (handle up or down)
- Adjustable panning handle
- Adjustable tilt handle \*
- Continuous balance throughout telescopic range
- Adjustable counterbalance weights
- Accommodates microphones up to 5 LBs (2.27 kg)
- Industry standard mounting socket
- Precision concentrically ground polyurethane rollers
- Taper ground inside tube
- Sound dampening outside tube cover
- Short rear projection

\* For Booms with J.L. Fisher Tilt Hanger

### NEW FACING RAIL HANDLE WITH TILT



# MODEL 7 MICROPHONE BOOM



## MICROPHONE TILT HANGER



110° TILT

Tilt Mechanism with two-diameter Microphone Holder



360° ROTATION

3/4 in or 1 in diameter (19 mm or 25.4 mm)

## ALLOWS HANDLE TO ROTATE FOR COMFORT

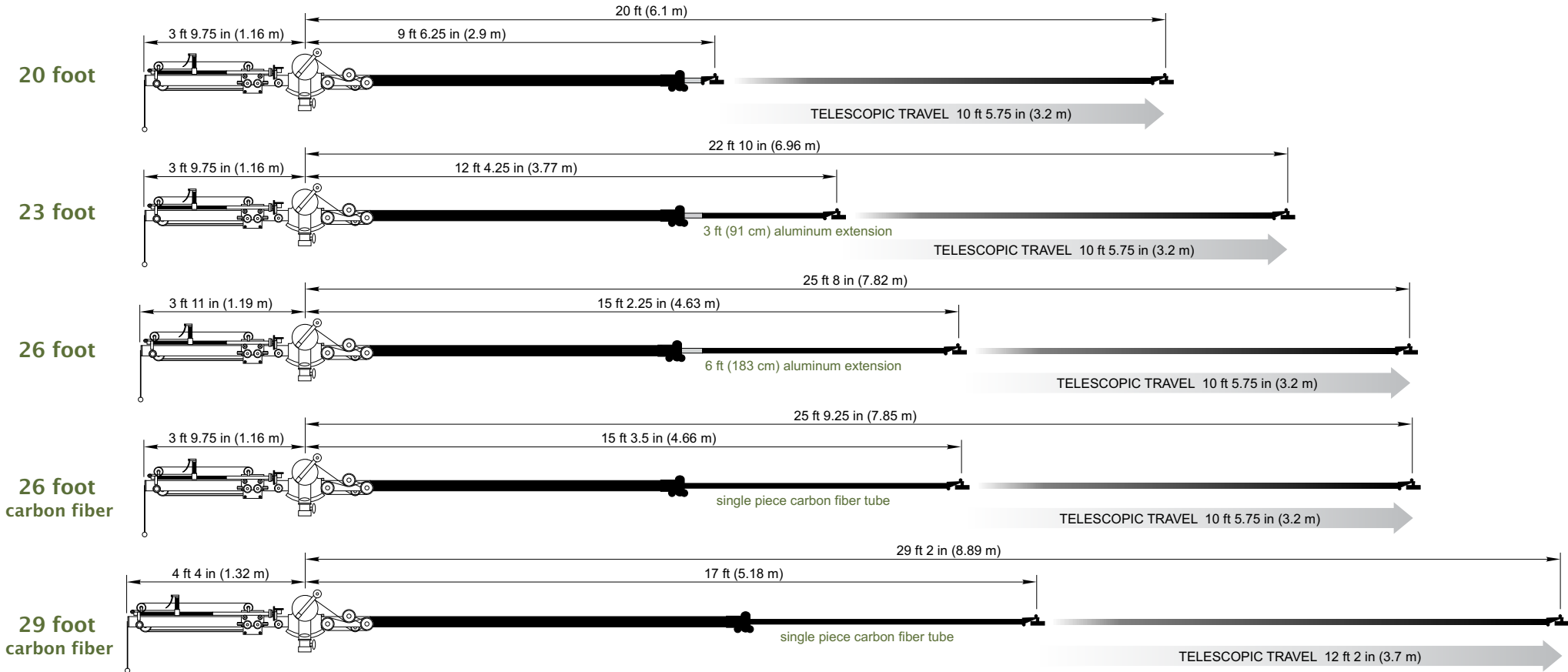


FULL 360° ROTATION


NEW TILT BRAKE

Designed to allow the boom operator complete flexibility when working from any angle. This new handle rotates 360° and gives the operator a comfortable grip, even when working in the greens. The handle can also be locked by a set-screw when rotation is not desirable.

## FOUR LENGTHS AVAILABLE



### Full 360° Rotation



The handle can also be locked to operate in the same way as the previous handle design. Simply select the operating position and tighten the handle set screw and it will remain in that position.

### NEW TILT BRAKE IS FASTER & MORE RESPONSIVE



Completely re-designed for quicker and more precise microphone response. The locking knob has been relocated and the chain has been eliminated to reduce friction and eliminate drag.

# MODEL 6E BASE

# MODEL 7 BOOM SPECIFICATIONS

FULL BACK  
SWIVEL SEAT

STANDARD  
BOOM MOUNT



## 20 foot

Minimum length . . . . . 13 feet 6 inches (411 cm)  
 Maximum length . . . . . 23 feet 11.75 inches (731 cm)  
 Minimum reach . . . . . 9 feet 6.25 inches (290 cm)  
 Maximum reach . . . . . 20 feet (610 cm)  
 Telescopic travel . . . . . 10 feet 5.75 inches (319 cm)  
 Rear Projection . . . . . 3 feet 9.75 inches (116 cm)  
 Max Payload . . . . . 3 pounds (1.36 kg)  
 Weight . . . . . 57 pounds (25.85 kg)

## 23 foot

Minimum length . . . . . 16 feet 4 inches (498 cm)  
 Maximum length . . . . . 26 feet 9.75 inches (817 cm)  
 Minimum reach . . . . . 12 feet 4.25 inches (377 cm)  
 Maximum reach . . . . . 22 feet 10 inches (696 cm)  
 Telescopic travel . . . . . 10 feet 5.75 inches (319 cm)  
 Rear Projection . . . . . 3 feet 9.75 inches (116 cm)  
 Maximum Payload . . . . . .75 pounds (.34 kg)  
 Weight . . . . . 59 pounds (26.76 kg)

## 26 foot (Available as Standard or Carbon Fiber)

Minimum length . . . . . 19 feet 3.75 inches (589 cm)  
 Maximum length . . . . . 29 feet 9.5 inches (908 cm)  
 Minimum reach . . . . . 15 feet 2.25 inches (463 cm)  
 Maximum reach . . . . . 25 feet 8 inches (782 cm)  
 Telescopic travel . . . . . 10 feet 5.75 inches (319 cm)  
 Rear Projection . . . . . 3 feet 11 inches (119 cm)  
 Maximum Payload (Std) . . 1 pounds (.45 kg)  
 Maximum Payload (CF) . . 3 pounds (1.36 kg)  
 Weight (Std) . . . . . 61 pounds (27.67 kg)  
 Weight (CF) . . . . . 55 pounds (24.95 kg)

## 29 foot

Minimum length . . . . . 21 feet 6 inches (655 cm)  
 Maximum length . . . . . 33 feet 8 inches (1026 cm)  
 Minimum reach . . . . . 17 feet (518 cm)  
 Maximum reach . . . . . 29 feet 2 inches (889 cm)  
 Telescopic travel . . . . . 12 feet 2 inches (371 cm)  
 Rear Projection . . . . . 4 feet 4 inches (132 cm)  
 Maximum Payload . . . . . 1.75 pounds (.79 kg)  
 Weight . . . . . 58 pounds (26.31 kg)

## All

Boom pivot . . . . . 52 degrees  
 Boom pan . . . . . 360 degrees

## 2 STEERING MODES



POSITIVE  
LOCKING  
BRAKE SYSTEM

PNEUMATIC TIRES

## 26 in Height Range





## NEW ELECTRIC PUMP SYSTEM


Quickly charge the operator controlled hydraulic system with AC or DC current 90-240V. Recharge time approx. 4 min. Approx. 4 lifts per charge. Hand pump still available if required.

## MODEL 6E BASE STEERING MODES



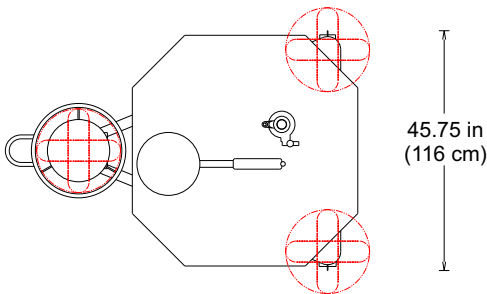
### CONVENTIONAL STEERING

Front wheel turns, rear wheels fixed.

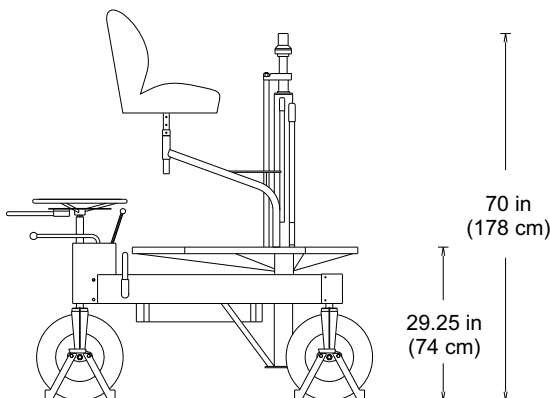


### CRAB STEERING

All 3 wheels turn together.

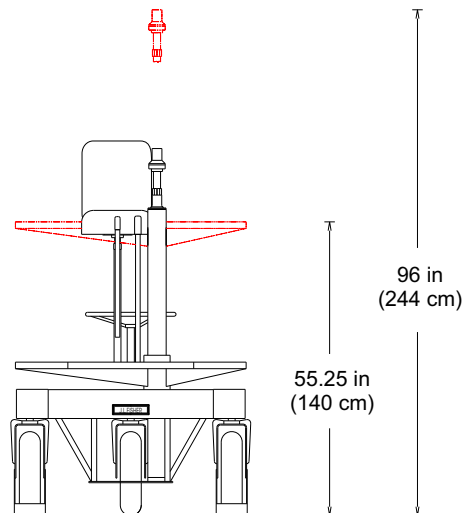


65.5 in  
(166 cm)



## MODEL 6E BASE SPECIFICATIONS

Width	45.75 inches (116 cm)
Length	65.5 inches (166 cm)
Minimum height at mount	70 inches (178 cm)
Maximum height at mount	96 inches (244 cm)
Minimum platform height	29.25 inches (74 cm)
Maximum platform height	55.25 inches (140 cm)
Weight	433 pounds (196.41 kg)
Maximum load capacity	550 pounds (249.48 kg)
Vertical lift travel	26 inches (66 cm)



## MODEL 6E BASE

The Model 6E Base is a mobile platform for supporting J.L. Fisher, Inc.'s Microphone Booms. It is a three-wheel design with two steering modes (single rear wheel and three-wheel crab) for easy maneuverability. It has a convenient hydraulic lift system that controls the height of the Boom and the operator platform. New features of the Model 6E Base include an electric pump system for the hydraulic lift, a new full back seat and a satin black finish to reduce glare.

PREVIOUS SEAT (BR)  
STILL AVAILABLE AS  
AN OPTION

### MODEL 6E BASE FEATURES

- NEW! Electric Pump System for the hydraulic lift
- NEW! Satin Black Finish to reduce glare
- NEW! Comfortable full back swivel seat with adjustable height (previous seat still available as an option)
- Two easily shifted steering modes (single rear wheel and three-wheel crab)
- Hydraulic lift system controlled from operator platform
- Mechanical lock on lift system
- Positive locking brake system
- Industry standard boom mount provides 360 degrees of Boom operation
- Large, smooth pneumatic tires
- Adjustable height retractable cable skirts
- Large carpeted platform
- Convenient rubber-mounted cable hook
- Cable pass through in platform
- Self-bleeding hydraulic system

2 STEERING MODES

LARGE CARPETED PLATFORM

SELF-BLEEDING  
HYDRAULIC SYSTEM

POSITIVE LOCKING  
BRAKE SYSTEM

PNEUMATIC TIRES

RETRACTABLE CABLE SKIRTS



## OPTIONAL ACCESSORIES

MC7	Audio Cable, 40-Foot (12.192 m) Cable for 20-Foot Boom
MC7X	Audio Cable, 45-Foot (13.716 m) Cable for 23-, 26- and 29-Foot Booms
BR	Back Rest
CS	Catwalk Stand
HE3	Hanger Extension, 3 Inch (7.62 cm)
HE6	Hanger Extension, 6 Inch (15.24 cm)
HE12	Hanger Extension, 12 Inch (30.48 cm)
HE18	Hanger Extension, 18 Inch (45.72 cm)
MH	Microphone Hanger with Two-Diameter Microphone Holder
MT	Monitor Tray
MTB	Monitor Tray Drop Down Bracket
SR	Script Rack
TILT	Tilt Mechanism with Two-Diameter (3/4 in or 1 in) Microphone Holder
X6C	Carbon Fiber 26-Foot Boom



Microphone Hanger (MH)


Hanger Extensions (HE)



Audio Cable (MC7)



Back Rest (BR)



Script Rack (SR)



Catwalk Stand (CS)



Monitor Tray (MT)



Monitor Tray  
Drop Down Bracket (MTB)

**J.L. FISHER PRODUCTS ARE PROUDLY MADE IN BURBANK, CALIFORNIA U.S.A.**

**J.L. Fisher, Inc. Motion Picture & Television Equipment**  
**1000 W. Isabel Street, Burbank, CA 91506 U.S.A.**  
**Tel: (818) 846-8366 / Fax: (818) 846-8699**  
**Web: www.jlfisher.com e-mail: info@jlfisher.com**

**J.L. Fisher, GmbH Emil-Hoffmann-Str. 55-59 50996 Köln, Germany**  
**Tel: +49 2236 3922 0 Fax: +49 2236 3922 12**  
**Web: www.jlfisher.de e-mail: info@jlfisher.de**